







Home Learning: Friday 11th January 2019

We have been learning to spell words ending adding -ed, -er and -est to words ending in y by changing it to an i

 PARK <small>COMMUNITY SCHOOL</small>					
	DAY 1	DAY 2	DAY 3	DAY 4	DAY 5
copied					
happiest					
replied					
cried					
happier					
copier					
flier					
carried					
driest					
easiest					

LOOK



Look at the word.
How many parts are there?
What are the tricky bits?
Can you find any spelling patterns?

SAY



Say the word to yourself.
Break the word into syllables.
How many parts are there?
What sounds can you hear?

COVER



Cover up the word so you cannot see it.
Picture the word in your mind.

WRITE



Write down the word, remembering how it sounds and what it looks like.

CHECK



Check to see if it is correct.
Tick the letters you got correct.
Write the word correctly if you made any mistakes.

LOOK



Look at the word.
How many parts are there?
What are the tricky bits?
Can you find any spelling patterns?

SAY



Say the word to yourself.
Break the word into syllables.
How many parts are there?
What sounds can you hear?

COVER



Cover up the word so you cannot see it.
Picture the word in your mind.

WRITE



Write down the word, remembering how it sounds and what it looks like.

CHECK



Check to see if it is correct.
Tick the letters you got correct.
Write the word correctly if you made any mistakes.